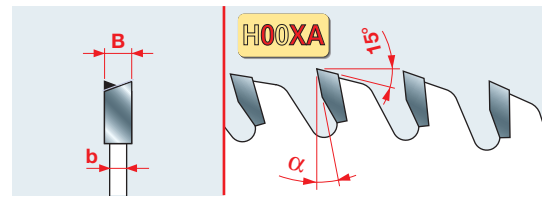




- Per la sezionatura di pannelli singoli o in pacco.  
**Macchine:** Sezionatrici orizzontali con incisore.  
**Caratteristiche:** Dentatura alterna a 10° con angolo di taglio positivo.  
**Materiale:** Pannelli in truciolare o MDF.
- To size single or multiple panels.  
**Machines:** Horizontal panel sizing machines with scorer.  
**Features:** ATB 10° tooth with positive cutting angle.  
**Material:** Chipboard or MDF.

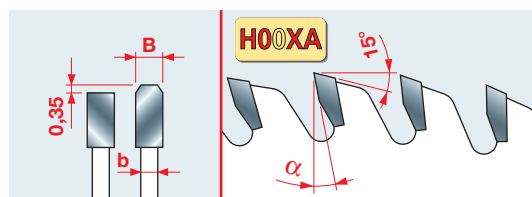


CARATTERISTICHE DEL DENTE - TOOTH'S FEATURES

D	B	b	d	Z	FT	Macchine	Silver ICE coating	Industrial coating
mm	mm	mm	mm		NL	Machines		
350	4,4	3,2	30	54	2/10/60	PANHANS, SCM, SCHEER	LSA35004	LSA35004R
350	4,4	3,2	75	54			LSA35005	LSA35005R
355	4,4	3,2	30	54	2/10/60		LSA35504	
355	4,4	3,0	75	54	4/15/105	GIBEN	LSA35505	LSA35505R
355	4,4	3,2	80	54	4/9/100+2/14/110	GABBIANI	LSA35506	LSA35506R
380	4,4	3,0	30	48	2/10/60		LSA38001	LSA38001R
380	4,4	3,2	80	48	4/9/100+2/9/110+2/14/110	GABBIANI	LSA38002	LSA38002R
400	4,4	3,2	30	48			LSA40001	LSA40001R
400	4,4	3,2	75	48	4/15/105	GIBEN	LSA40002	LSA40002R
400	4,4	3,2	80	48	4/9/100+2/9/110+2/14/110	GABBIANI	LSA40008	LSA40008R
400	4,4	3,2	30	60	2/10/60		LSA40004	LSA40004R
400	4,4	3,2	75	60	4/15/105	GIBEN	LSA40005	LSA40005R
400	4,4	3,2	80	60	4/9/100+2/9/110+2/14/110	GABBIANI	LSA40007	LSA40007R
400	4,4	3,0	80	60	2/9/130+4/19/120	SELCO	LSA40006	LSA40006R
410	4,4	3,2	30	48			LSA41001	LSA41001R
410	4,4	3,2	80	48	4/9/100+2/9/110+2/14/110	GABBIANI	LSA41002	LSA41002R
420	4,4	3,2	30	60			LSA42001	LSA42001R
420	4,4	3,2	80	60	4/9/100+2/9/110+2/14/110	GABBIANI	LSA42002	LSA42002R
430	4,4	3,0	30	60			LSA43001	LSA43001R
450	4,4	3,0	30	48	2/10/60		LSA45001	LSA45001R
450	4,4	3,0	30	60	2/10/60		LSA45003	LSA45003R
450	4,4	3,0	80	60	2/9/130+4/19/120	SELCO	LSA45004	LSA45004R
500	4,4	3,2	30	60			LSA50004	LSA50004R
500	4,4	3,2	75	60	4/15/105	GIBEN	LSA50005	LSA50005R
500	4,8	3,5	80	60	4/9/100+2/9/110+2/14/110	GABBIANI	LSA50006	LSA50006R
550	5,2	3,5	30	48			LSA55001	LSA55001R
550	5,2	3,5	75	48	4/15/105	GIBEN	LSA55002	LSA55002R
550	5,5	3,8	80	48	4/9/100+2/9/110+2/14/110	GABBIANI	LSA55003	LSA55003R
565	5,2	3,5	100	48		GIBEN	LSA56501	LSA56501R



- Per la sezionatura di pannelli singoli o in pacco.
- Macchine:** Sezionatrici orizzontali con incisore.
- Caratteristiche:** Dente piano-trapezoidale con angolo di taglio positivo.
- Materiale:** Pannelli in truciolare o MDF rivestiti in melaminico o materiali plastici.
- To size single or multiple panels.
- Machines:** Horizontal panel sizing machines with scorer.
- Features:** Triple chip tooth with positive cutting angle.
- Material:** Chipboard or MDF laminated with melamine or plastic materials.

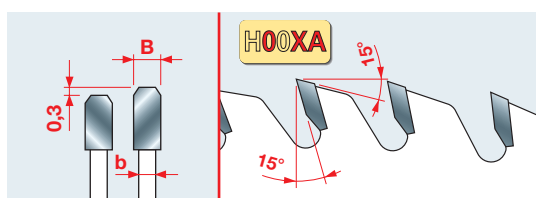


CARATTERISTICHE DEL DENTE - TOOTH'S FEATURES

D	B	b	d	Z	FT	Machine	Silver ICE coating	Industrial coating
mm	mm	mm	mm		NL	Machines		
300	4,4	3,0	30	60	2/10/60	PANHANS	☞	LSB30001
300	4,4	3,0	65	60	2/9/110	SELCO	☞	LSB30002
300	4,4	3,0	75	60		HOMAG	☞	LSB30003
300	4,4	3,0	80	60	2/14/110 + 4/9/100	SCM	☞	LSB30004
300	4,4	3,0	30	72	2/10/60	PANHANS	☞	LSB30005
300	4,4	3,0	65	72	2/9/110	SELCO	☞	LSB30006
300	4,4	3,0	75	72		HOMAG	☞	LSB30007
300	4,4	3,0	80	72	2/14/110 + 4/9/100	SCM	☞	LSB30008
305	4,4	3,0	30	60	2/10/60	MAYER, PANAHAN, SCM	☞	LSB30501
320	4,4	3,2	30	60			☞	LSB32005
320	4,4	3,2	50	60	3/15/80 + 3/13/95	GIBEN	☞	LSB32004
320	4,4	3,2	65	60	2/9/110	SELCO	☞	LSB32003
320	4,4	3,2	65	72	2/9/110	SELCO	☞	LSB32001
320	4,4	3,2	75	72	3/13/95	GIBEN	☞	LSB32002
350	4,4	3,2	30	54	2/10/60	PANHANS, SCHEER	☞	LSB35001
350	4,4	3,0	60	54	2/14/100	HOLZMA	☞	LSB35002
350	4,4	3,2	30	72	2/10/60	PANHANS, SCHEER	☞	LSB35003
350	4,4	3,2	50	72	4/13/80	GIBEN	☞	LSB35006
350	4,4	3,2	60	72	2/14/100	HOLZMA	☞	LSB35004
350	4,4	3,2	75	72		GIBEN	☞	LSB35008
350	4,4	3,2	80	72	4/9/100+2/9/110+2/14/110	GABBIANI	☞	LSB35005
355	4,4	3,2	30	54	2/10/60	PANHANS, SCM	☞	LSB35501
355	4,4	3,2	75	54		GIBEN	☞	LSB35502
355	4,4	3,2	80	54	4/9/100+2/9/110+2/14/110	GABBIANI	☞	LSB35503
355	4,4	3,2	30	72	2/10/60	PANHANS, SCM	☞	LSB35504
355	4,4	3,2	75	72	4/15/105	GIBEN	☞	LSB35505
355	4,4	3,2	80	72	4/9/100+2/9/110+2/14/110	GABBIANI	☞	LSB35506
360	4,4	3,0	65	60	2/9/110	SELCO	☞	LSB36001
360	4,4	3,2	65	72	2/9/110	SELCO	☞	LSB36002
370	4,4	3,2	30	72	2/10/60	SCHELLING	☞	LSB37001
380	4,4	3,0	80	48	4/9/100+2/9/110+2/14/110	GABBIANI	☞	LSB38009
380	4,4	3,0	50	60	4/13/80	GIBEN	☞	LSB38007
380	4,4	3,2	60	60	2/14/100	HOLZMA	☞	LSB38001
380	4,4	3,2	30	72	2/8/83		☞	LSB38011
380	4,4	3,2	50	72	4/13/80	GIBEN	☞	LSB38008
380	4,4	3,2	60	72	2/14/100	HOLZMA	☞	LSB38002
380	4,4	3,2	75	72	2/14/100	HOLZMA	☞	LSB38012
380	4,4	3,2	80	72	4/9/100+2/9/110+2/14/110	GABBIANI	☞	LSB38010

D	B	b	d	Z	FT	Macchine	Silver ICE coating	Industrial coating
mm	mm	mm	mm		NL	Machines		
380	4,4	3,2	80	96	4/9/100+2/9/110+2/14/110			LSB38013
380	4,8	3,5	60	60	2/14/100	HOLZMA		LSB38003
380	4,8	3,5	60	72	2/14/100	HOLZMA		LSB38004
380	4,8	3,5	60	84	2/14/100	HOLZMA		LSB38005
390	4,4	3,2	50	72	4/13/80			LSB39002
390	4,4	3,0	80	72	2/14/110			LSB39001
400	4,4	3,0	30	48				LSB40001
400	4,4	3,0	75	48	4/15/105	GIBEN		LSB40002
400	4,4	3,2	30	60	2/10/60			LSB40004
400	4,4	3,2	75	60	4/15/105	GIBEN		LSB40005
400	4,4	3,2	80	60	4/19/120 + 2/9/130	SELCO		LSB40006
400	4,4	3,2	80	60	4/9/100+2/9/110+2/14/110	GABBIANI		LSB40011
400	4,4	3,2	30	72	2/10/60	SCHEER		LSB40007
400	4,4	3,2	75	72	4/15/105	GIBEN		LSB40008
400	4,4	3,2	80	72	4/19/120 + 2/9/130	SELCO		LSB40009
400	4,4	3,2	80	72	4/9/100+2/9/110+2/14/110	GABBIANI		LSB40012
400	4,8	3,5	60	72		HOLZMA		LSB40013
420	4,4	3,2	80	60	4/9/100+2/9/110+2/14/110	GABBIANI		LSB42004
420	4,4	3,2	50	72	4/13/80	GIBEN		LSB42006
420	4,4	3,2	80	72	4/9/100+2/9/110+2/14/110	GABBIANI		LSB42005
420	4,8	3,5	60	60	2/14/125	HOLZMA		LSB42001
420	4,8	3,5	60	72	2/14/125	HOLZMA		LSB42003
420	4,8	3,5	60	84	3/14/76	HOLZMA		LSB42002
430	4,4	3,2	75	48	4/15/105	GIBEN		LSB43002
430	4,4	3,0	30	60	2/10/60			LSB43004
430	4,4	3,2	75	60	4/15/105	GIBEN		LSB43005
430	4,4	3,2	80	60	2/9/130+4/19/120+2/14/110	SELCO - GABBIANI		LSB43006
430	4,4	3,2	30	72				LSB43007
430	4,4	3,2	75	72	4/15/105	GIBEN		LSB43008
430	4,4	3,2	80	72	2/9/130+4/19/120+2/14/110	SELCO - GABBIANI		LSB43009
430	4,4	3,2	75	96	4/15/105	GIBEN PRISMATIC		LSB43010
450	4,4	3,0	30	48	2/9/60	MAYER, PANHANS, SCHELLING		LSB45001
450	4,4	3,0	60	48	2/14/125	HOLZMA		LSB45002
450	4,4	3,0	80	48	2/9/130+4/19/120+2/14/110	SELCO - GABBIANI		LSB45003
450	4,4	3,0	30	60	2/10/60	MAYER, PANHANS, SCHELLING		LSB45004
450	4,4	3,2	60	60	2/14/125	HOLZMA		LSB45005
450	4,4	3,2	80	60	2/9/130+4/19/120+2/14/110	SELCO - GABBIANI		LSB45006
450	4,4	3,2	30	72	2/10/60	MAYER, PANHANS, SCHELLING		LSB45007
450	4,4	3,2	60	72	2/14/125	HOLZMA		LSB45008
450	4,4	3,2	80	72	2/9/130+4/19/120+2/14/110	SELCO - GABBIANI		LSB45009
450	4,8	3,5	80	48	2/9/130 + 4/19/120	SELCO		LSB45012
450	4,8	3,5	30	60	2/9/60	SCHEER		LSB45013
450	4,8	3,5	60	60	2/14/125	HOLZMA		LSB45014
450	4,8	3,5	80	60	2/9/130 + 4/19/120 + 2/14/110	SELCO		LSB45015
450	4,8	3,5	30	72	2/9/60	SCHEER		LSB45016
450	4,8	3,5	60	72	2/14/125 + 2/17/100	HOLZMA		LSB45017
450	4,8	3,5	80	72	2/9/130 + 4/19/120	SELCO		LSB45018
450	4,8	3,5	60	84	2/14/125	HOLZMA		LSB45019
460	4,4	3,2	30	72	2/13/94	SCHELLING		LSB46001
470	4,4	3,2	75	48	4/15/105	GIBEN		LSB47001
470	4,4	3,2	75	60	4/15/105	GIBEN		LSB47002
470	4,4	3,2	75	72	4/15/105	GIBEN		LSB47003
470	4,4	3,2	75	96	4/15/105	GIBEN		LSB47004
480	4,4	3,2	30	72		SCHELLING		LSB48005
480	4,8	3,5	80	48	2/9/130 + 4/19/120 + 2/14/110	SELCO - GABBIANI		LSB48002
480	4,8	3,5	80	60	2/9/130+4/19/120	SELCO		LSB48003
480	4,8	3,5	30	72	2/10/60	SCHELLING		LSB48004
480	4,8	3,5	60	72	2/11/115+2/19/120	HOLZMA		LSB48006
480	4,8	3,5	80	72	2/9/130+4/19/120	SELCO		LSB48001
500	4,4	3,2	80	48	4/9/100+2/9/110+2/14/110	GABBIANI		LSB50002

D	B	b	d	Z	FT	Macchine	Silver ICE coating	Industrial coating	
mm	mm	mm	mm		NL	Machines			
500	4,4	3,2	30	60		SCHELLING		LSB50003	LSB50003R
500	4,4	3,2	80	60	4/9/100+2/9/110+2/14/110	GABBIANI		LSB50004	LSB50004R
500	4,4	3,2	30	72		SCHELLING		LSB50005	LSB50005R
500	4,8	3,5	60	48	2/11/115	HOLZMA		LSB50007	LSB50007R
500	4,8	3,5	60	60	2/11/115	HOLZMA		LSB50009	LSB50009R
500	4,8	3,5	75	60	4/15/105	GIBEN		LSB50010	LSB50010R
500	4,8	3,5	60	72	2/11/115	HOLZMA		LSB50011	LSB50011R
500	4,8	3,5	75	72	4/15/105	GIBEN		LSB50012	LSB50012R
510	4,8	3,5	80	72	2/9/130 + 4/19/120	SELCO		LSB51001	
520	4,8	3,5	60	48	2/19/120 + 2/11/115	HOLZMA		LSB52001	
520	4,8	3,5	60	60	2/19/120 + 2/11/115	HOLZMA		LSB52002	LSB52002R
520	4,8	3,5	60	72	2/19/120 + 2/11/115	HOLZMA		LSB52003	LSB52003R
530	5,2	3,5	30	60		SCHELLING		LSB53001	LSB53001R
530	5,8	4,0	60	60	1/11/85	ANTHON		LSB53002	LSB53002R
540	4,8	3,5	60	60	2/11/115 + 2/19/120	HOLZMA TYP 33		LSB54002	LSB54002R
540	4,8	3,5	60	72	2/11/115 + 2/19/120	HOLZMA TYP 33		LSB54003	LSB54003R
540	5,8	4,0	60	60	1/11/85	ANTHON		LSB54004	LSB54004R
550	5,2	3,5	60	60				LSB55002	LSB55002R
550	5,2	3,5	80	60	2/14/110	GABBIANI		LSB55006	LSB55006R
550	5,5	3,8	40	60	2/13/122	SCHELLING		LSB55004	LSB55004R
565	5,2	3,5	80	48	2/14/110 + 4/9/100	GABBIANI		LSB56503	LSB56503R
565	5,2	3,5	100	48		GIBEN		LSB56501	LSB56501R
565	5,2	3,5	100	60		GIBEN		LSB56502	LSB56502R
570	4,8	3,5	60	60		HOLZMA		LSB57001	LSB57001R
600	5,8	4,0	60	60	2/11/115 + 2/19/120	HOLZMA TYP 33		LSB60001	LSB60001R
600	5,8	4,0	60	72	2/11/115 + 2/19/120	HOLZMA TYP 33		LSB60002	LSB60002R
620	6,2	4,2	40	60	2/13/114 + 2/13/140	SCHELLING		LSB62001	
620	6,2	4,2	40	72	2/13/114 + 2/13/140	SCHELLING		LSB62002	
670	5,8	4,2	60	60	2/19/120 + 2/11/148	HOLZMA		LSB67001	
670	5,8	4,2	60	72	2/19/120 + 2/11/148	HOLZMA		LSB67002	
670	6,2	4,2	40	60	2/17/140 + 2/13/140	SCHELLING		LSB67003	
670	6,2	4,2	40	72	2/17/140 + 2/13/140	SCHELLING		LSB67004	
680	6,2	4,2	40	60	2/13/140 + 2/17/140	SCHELLING		LSB68001	
700	6,2	4,2	80	60	2/17/110	ANTHON LNC		LSB70001	
720	6,4	4,4	40	60	2/14/104 + 2/14/140	SCHELLING		LSB72001	
730	6,2	4,2	60	60	2/11/148 + 2/19/120	HOLZMA TYP 66		LSB73001	



CARATTERISTICHE DEL DENTE - TOOTH'S FEATURES



- Per la sezionatura di pannelli singoli o in pacco.

**Macchine:** Sezionatrici orizzontali con incisore.

**Caratteristiche:** Dente trapezoidale con angolo di taglio positivo. Ideali per la squadratura di pannelli dove viene richiesta una perfetta finitura dei bordi laminati. Grazie all'ottimo grado di finitura di taglio si escludono ulteriori lavorazioni del pannello per la successiva fase di bordatura. Geometria della lama studiata per ottenere il massimo rendimento soprattutto nei casi di avanzamenti elevati di taglio. Dotate di intagli afoni stuccati posizionati in prossimità della corona dentata, per ridurre al massimo la rumorosità e le vibrazioni durante l'impiego. Si ottengono così le migliori performance anche nella sezionatura di più pannelli sovrapposti.

**Materiale:** Pannelli laminati in truciolare e altri composti di legno.

- To size single or multiple panels.

**Machines:** Horizontal panel sizing machines with scorer.

**Features:** Triple chip tooth with positive cutting angle. Perfect for cutting at high feed rates to increased production throughput. Due to the precision cutting edge and resulting flawless finish no additional machining is needed before edge banding. The LSC Saw blade line was developed to achieve the highest possible feed rate with best possible finish available in the market. Performance = Productivity! Freud's new exclusively patented vibration reduction reeds are strategically placed and engineered to give the greatest reduction in noise and vibration available in the market today. Benefits of the Technology result in a best in class performance for cutting both single sheets or stacked sheets on today's panel processing equipment.

**Material:** Chipboard or laminated wood composite materials.

D	B	b	d	Z	FT	Macchine	Silver ICE coating
mm	mm	mm	mm		NL	Machines	
300	4,4	3,0	30	60	2/10/60	PANHANS	LSC30001
300	4,4	3,0	65	60	2/9/110	SELCO	LSC30002
300	4,4	3,0	75	60	-	HOMAG	LSC30003
300	4,4	3,0	80	60	2/14/110+4/9/100	SCM	LSC30004
320	4,4	3,2	50	60	3/15/80+3/13/95	GIBEN	LSC32004
320	4,4	3,2	65	60	2/9/110	SELCO	LSC32003
350	4,4	3,2	30	72	2/10/60	PANHANS-SCHEER	LSC35003
350	4,4	3,2	50	72	4/13/80	GIBEN	LSC35006
350	4,4	3,2	60	72	2/14/100	HOLZMA	LSC35004
350	4,4	3,2	80	72	4/9/100+2/9/110+2/14/110	GABBIANI	LSC35005
355	4,4	3,2	30	72	2/10/60	PANHANS-SCM	LSC35504
355	4,4	3,2	75	72	-	GIBEN	LSC35505
360	4,4	3,2	65	72	2/9/110	SELCO	LSC36002
370	4,4	3,2	30	72	2/10/60	SCHELLING	LSC37001
380	4,4	3,2	50	72	4/13/80	GIBEN	LSC38008
380	4,4	3,2	60	72	2/14/100	HOLZMA	LSC38002
380	4,4	3,2	80	72	4/9/100+2/9/110+2/14/110	GABBIANI	LSC38010
380	4,8	3,5	60	72	2/14/100	HOLZMA	LSC38004
400	4,4	3,2	30	72	2/10/60	SCHEER	LSC40007
400	4,4	3,2	75	72	4/15/105	GIBEN	LSC40008
400	4,4	3,2	80	72	4/19/120+2/9/130	SELCO	LSC40009
400	4,4	3,2	80	72	4/9/100+2/9/110+2/14/110	GABBIANI	LSC40012
430	4,4	3,2	75	72	4/15/105	GIBEN	LSC43008
430	4,4	3,2	80	72	2/9/130+4/19/120+2/14/110	SELCO-GABBIANI	LSC43009
450	4,4	3,2	60	72	2/14/125	HOLZMA	LSC45008
450	4,8	3,5	60	72	2/14/125	HOLZMA	LSC45017
450	4,8	3,5	80	72	2/9/130+4/19/120	SELCO	LSC45018